















# CYC OFFICIAL VOLLEYBALL SIGNALS FOR THE 2106 SEASON



# CYC OFFICIAL VOLLEYBALL SIGNALS FOR THE 2106 SEASON

<p>14 Out-of-Bounds/ Antenna Violation</p> 	<p>15 Begin Serve</p> 	<p>16 Substitution</p> 	
<p>17 Authorization to Enter</p> 	<p>18 Point</p> 	<p>19 Replay/Re-serve</p> 	
<p>20 Illegal Substitution</p> 	<p>21 Time-Out</p> 	<p>21 A Team</p> 	<p>21 B Official</p> 
<p>22 Unnecessary Delay</p> 	<p>23 End-of-Set</p> 	<p>24 Change of Courts</p> 	

# HOW TO USE THE SIGNALS


## WHEN STOPPING PLAY, OFFICIALS SHOULD:

- **Sound the whistle** with authority;
  - **Signal result of play**, point/loss of rally, replay or reserve;
- **Signal the violation**, and hold the hand and arm signal long enough to be seen;
  - **Verbalize the decision** when necessary, except #15, signal for serve. Signals are given with arm or hand on the side of the team involved. These signals shall be used by the first referee and second referee.
  1. **Illegal Alignment/Improper Server/Inaccurate Line-up** – Circular motion with arm and hand outstretched on side of violating team; then indicate player(s) involved.
  2. **Line Violation** – Indicate the line where violation occurred by extending arm and pointing toward the line with the index finger.
  3. **Illegal Hit** – Slowly lift hand and forearm, palm up from the height of the waist to the height of the chest, on the side where violation occurred.
  4. **Delay of Serve** – Raise hand on server's side to head height with fingers spread, palm forward.
  5. **Over-the-Net Fault** – Pass forearm, palm down, over the net.
  6. **Net Fault or Net Serve** – Hand of outstretched arm on the side of the net on which the fault occurred. NOTE: The second referee is not required to touch the net or signal net serve.
  7. **Legal Back Row Attack** – Arm on attacker's side is extended, parallel to the floor at chest level, palm down. Make one slight horizontal sweeping motion.
  8. **Illegal Attack** – Raise hand beside head and rotate forearm forward and downward on the offending team's side.
  9. **Illegal Block/Screening** – Raise both hands to head height, palms forward.
  10. **Ball Touched** – Hand on offending team's side held beside head, palm toward head, then brush upward across fingertips one time with other hand, palm forward.
  11. **Four Hits** – Hand and arm nearest violating team raised, showing four fingers.
  12. **Double Hit** – Hand and arm nearest violating team raised, head high, showing two fingers.
  13. **Ball Lands Inbounds** – Extend one arm with an open hand palm forward toward the floor area between the attack line and the net on the offending team's side.
  14. **Out-of-Bounds/Antenna Violation** – Raise both hand head high fingers together, palms toward face, elbows bent.
  15. **Begin Service** – Extend arm towards server at shoulder height with hand perpendicular to floor, then whistle to serve and move the extended hand and arm in a sweeping motion to the opposite shoulder.
  16. **Substitution** – Two short whistles, rotate open hands at shoulder height two times.
  17. **Authorization to enter** – Extend the arm (palm forward) on the substitution side, and make a forward motion waist high toward the respective court.
  18. **Point** – Indicate point by extending the arm in the direction of the team that will serve next, palm perpendicular to the floor.
  19. **Replay/Re-serve** – With fistled hands, thumbs up, and held shoulder height front of body.
  20. **Illegal Substitution** – Hold arm nearest offending team head height, open hand, fingers together, elbow bent, making two circles with the arm before pointing toward the court of the offending team followed by penalty signal.
  21. **Time-out** – Place the palm of a hand horizontally over a vertical hand on the side requesting the time-out, forming a "T."
    - a. **Team Time-out** – indicate court of team being charged;
    - b. **Official Time-out** – tap top of shoulders with hands.
  22. **Unnecessary Delay** – With arm on side of offending team bent across chest, hand just below chin, place palm of opposite hand, while holding card, against wrist. Then extend bent arm toward floor on offending team's side and drop other arm to side.
  23. **End-of-Set** – Arms crossed in front of chest, hands open followed by a sweeping motion outward, releasing teams to team benches.
  24. **Teams Change Courts** – Raise forearms and swing right arm in front of the body and the left arm in back of the body with hands open.


---

## CARD PROCEDURES FOR UNSPORTING CONDUCT VIOLATIONS

### Second Referee Communicating with First Referee



### First Referee Administering Cards



- Second referee steps to side of offending team and a few steps towards first referee holding card in middle of chest, then verbalizes number of player or which coach received the card.
- First referee holds card in hand on offending team's side held head high, then verbalizes number of player or which coach received the card.

### DISQUALIFICATION:

- Second referee steps to side of offending team and a few steps towards first referee holding a card in each hand in the middle of the chest, then verbalizes number of player or which coach is disqualified.
- First referee holds a card (head high) in each hand on the side of the offending team, then verbalizes number of player or which coach is disqualified.
- A referee shall notify the appropriate coach the reason for the disqualification.

### INFORMAL OFFICIALS SIGNALS

Informal hand signals used to enhance the match may be used for communication by the second referee to the first referee. How these calls are to be communicated should be addressed in the referees' prematch conference. Such additional signals include:

1. Set/Match point
2. Four hits
3. Identifying possible back-row player violations
4. Position of setter prior to the serve
5. Illegal hit
6. Ready to play
7. Net Fault player identification
8. Antenna fault team identification
9. Double hit
10. In/Out/Touch
11. Offending player's uniform number